

Print the cards on cardstock then cut out the animal cards. Need a reminder of pronunciation? Click [here](https://www.homeschool-spanish.com/animalaudio) to listen to each animal name or go to: <https://www.homeschool-spanish.com/animalaudio>

Ways to use these animal cards:

### **Matching game to learn vocab (BEGINNER or vocab review for everyone!)**

- Lay all of the cards face-down in rows
- One person turns a card over and says the Spanish word of that animal (try to say it without looking at the word!)
- That person flips over another card and says the name of that animal
- If it's a match (two cards of the same animal), they keep the match
- If it's not a match, they turn the cards back to face-down
- Now, it's the next person's turn
- Soon, you'll start to remember where the cards are so you can find matches more easily!

### **Guessing/describing game (INTERMEDIATE/SPANISH 1 but good review for everyone!)**

- Lay out one card of each animal so everyone can see the cards
- The first person will choose one of the animals (in their mind, without picking up the card) and they will describe it in Spanish to the others (Ex: "*Es verde. Vive en el agua.*" or "*Es blanco y negro. Da leche.*"). When someone guesses the correct animal, they pick up and keep that animal card.
- The next person in the circle now chooses an animal (from the remaining cards) to describe and the game continues in a circle.

### **¿Te gustaría? conversation practice (ADVANCED/SPANISH 2)**

- Put the cards in a stack.
- To prompt conversation, one person pulls a card and asks the other person "*¿Te gustaría tener un/una \_\_\_\_\_? ¿Por qué?*" / "Would you like to have a \_\_\_\_\_? Why?" (as a pet).
- The other person answers with a complete sentence and a great reason why or why not! Example: "*Sí, me gustaría tener un pez porque son bonitos y es fácil cuidarlos. No necesitan mucho.*" / "*No, no me gustaría tener un oso porque son muy grandes y tengo miedo de los osos.*"
- If you can and when possible, expand your answer by using the past tense to tell about a time when you had that pet (if you had a dog, cat, bird, etc.).



**Rebecca Landry**

[www.homeschool-spanish.com](http://www.homeschool-spanish.com)

[rebecca@homeschool-spanish.com](mailto:rebecca@homeschool-spanish.com)



CABALLO




CABALLO




OSO




OSO



PEZ



GATO




RANA



PATO



PÁJARO




ABEJA




PERRO




VACA



PEZ



GATO




RANA



PATO



PÁJARO



ABEJA



PERRO



VACA